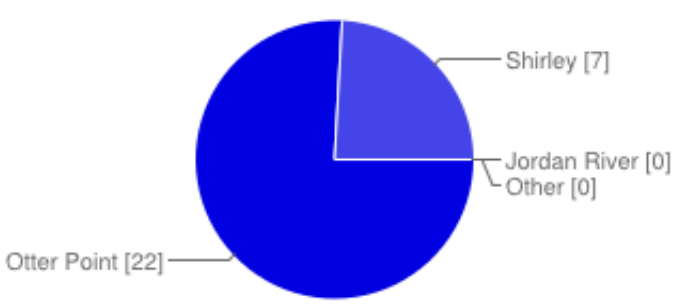




Representing the Residents and Ratepayers of Otter Point, Shirley and Jordan River
www.opsrra.ca

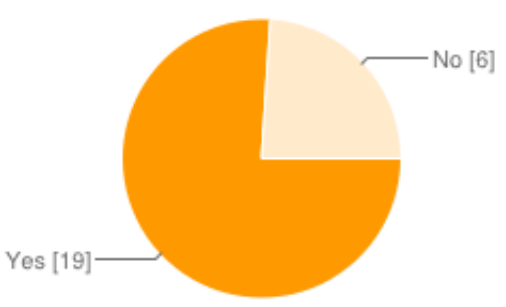
Medical Marijuana Survey Summary based on 29 responses

Where do you live?



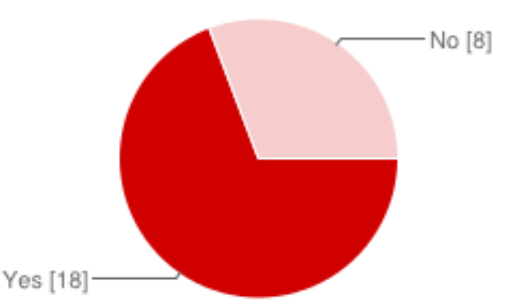
| | | |
|--------------|-----------|-----|
| Otter Point | 22 | 76% |
| Shirley | 7 | 24% |
| Jordan River | 0 | 0% |
| Other | 0 | 0% |

Do you agree that medical marijuana facilities should be located in the Juan de Fuca Electoral Area?



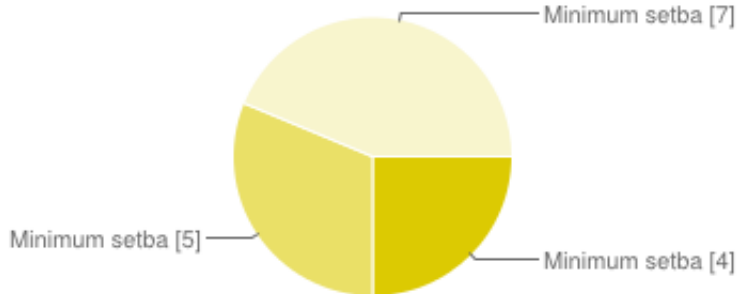
| | | |
|-----|-----------|-----|
| Yes | 19 | 76% |
| No | 6 | 24% |

Should medical marijuana facilities be classified as intensive agriculture?



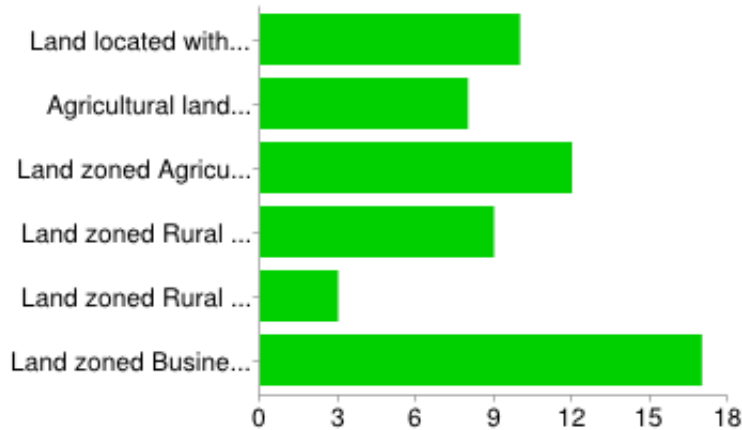
| | | |
|-----|-----------|-----|
| Yes | 18 | 69% |
| No | 8 | 31% |

If you answered YES to the previous question what should be the minimum setbacks?



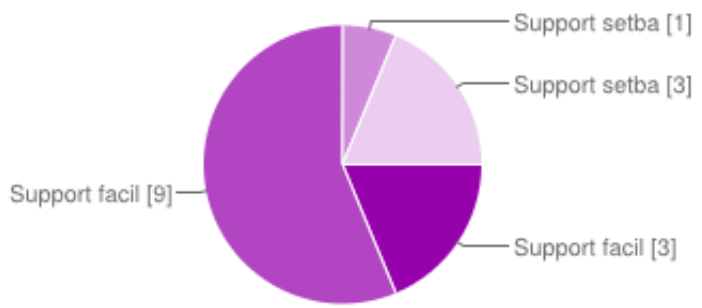
| | | |
|---|----------|-----|
| Minimum setback from the property line of 30 metres front and 15 metres sides and back. | 4 | 25% |
| Minimum setback from the property line of 30 metres front, sides and back. | 5 | 31% |
| Minimum setback from the property line of 90 metres front and 30 metres sides and back. | 7 | 44% |

Where would you support the location of medical marijuana facilities in the JDFA?



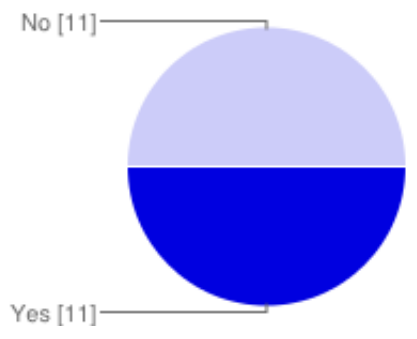
| | | |
|---|-----------|-----|
| Land located within the Agricultural Land Reserve (ALR) | 10 | 17% |
| Agricultural land outside the ALR | 8 | 14% |
| Land zoned Agriculture where intensive agriculture is allowed | 12 | 20% |
| Land zoned Rural where intensive agriculture is allowed | 9 | 15% |
| Land zoned Rural where intensive agriculture is not allowed. | 3 | 5% |
| Land zoned Business/Industrial Park | 17 | 29% |

What setbacks would you support on land in the Agricultural Land Reserve (ALR)?



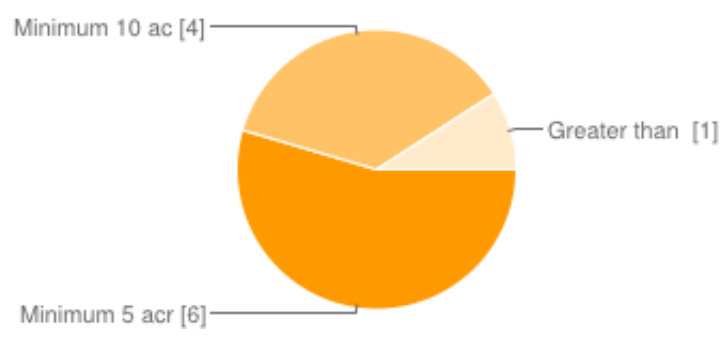
| | | |
|--|----------|-----|
| Support facilities with a minimum setback of 30 metres front and 15 metres back and sides. | 3 | 19% |
| Support facilities with a minimum setback of 90 metres front and 30 metres back and sides. | 9 | 56% |
| Support setbacks that are in proportion to the size of the building. | 1 | 6% |
| Support setbacks that are in proportion to the size of the property. | 3 | 19% |

Should medical marijuana facilities be located on land zoned Rural?



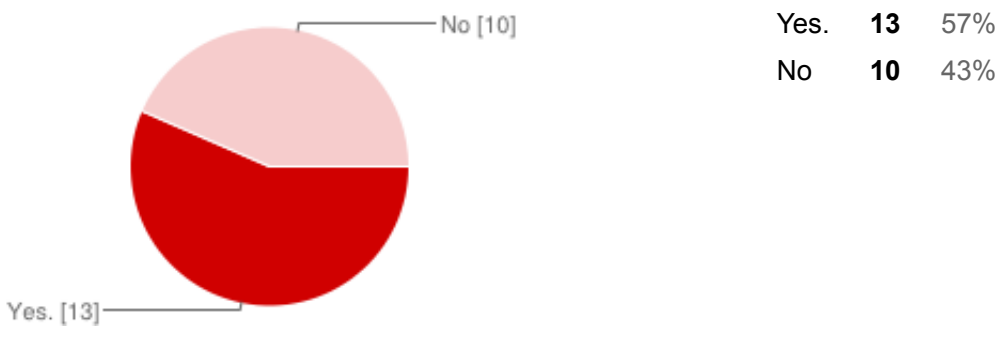
| | | |
|-----|-----------|-----|
| Yes | 11 | 50% |
| No | 11 | 50% |

If you answered YES to the previous question, what should be the minimum property size.



| | | |
|------------------------|----------|-----|
| Minimum 5 acres. | 6 | 55% |
| Minimum 10 acres. | 4 | 36% |
| Greater than 10 acres. | 1 | 9% |

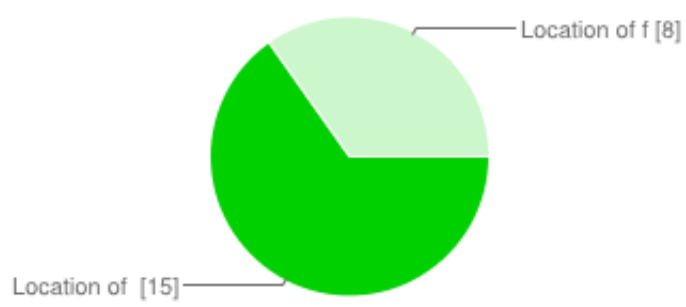
Do you support spot zoning of medical marijuana facilities?



On a scale of 1 to 5 how important are medical marijuana facilities to the economy of our area?



Should the location of medical marijuana facilities be public knowledge?



Location of facilities should be public information. **15** 65%
Location of facilities should not be advertised. **8** 35%