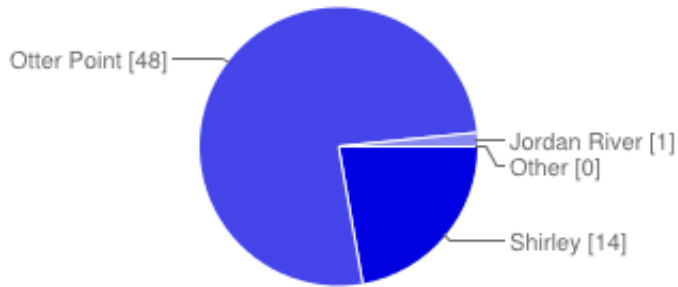


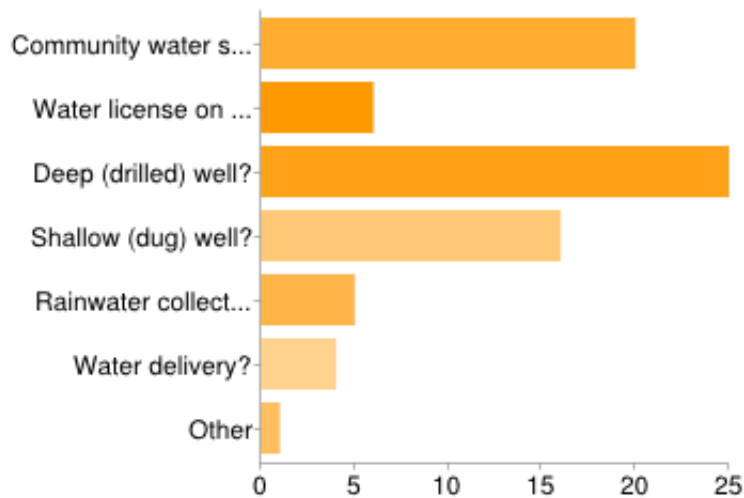
63 responses

What community do you live in?



Shirley	14	22%
Otter Point	48	76%
Jordan River	1	2%
Other	0	0%

How do you get your drinking water?

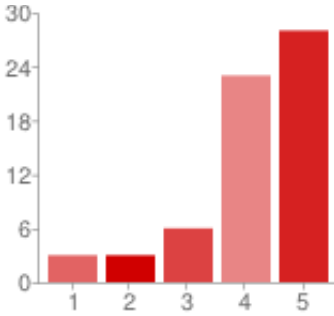


Community water system?	20	32%
Water license on a lake or stream?	6	10%
Deep (drilled) well?	25	40%
Shallow (dug) well?	16	25%
Rainwater collection?	5	8%
Water delivery?	4	6%
Other	1	2%

People may select more than one checkbox, so percentages may add up to more than 100%.

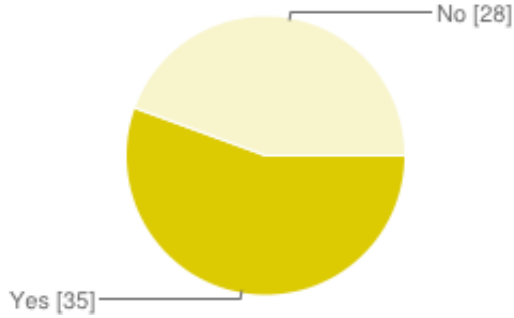
On a scale of 1 to 5 are your household water needs being met?

1	3	5%
2	3	5%
3	6	10%
4	23	37%



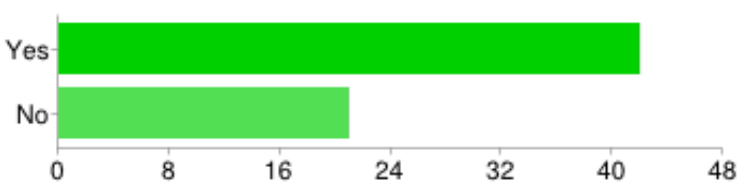
5 **28** 44%

Have you considered other other ways to meet your water needs?



Yes **35** 56%
 No **28** 44%

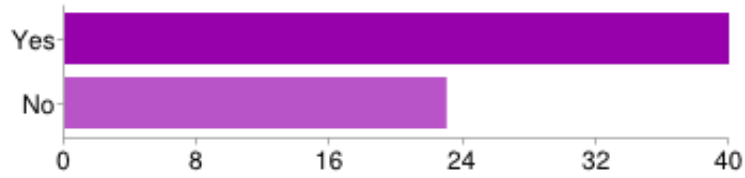
Are you concerned about: - The safety of your water supply?



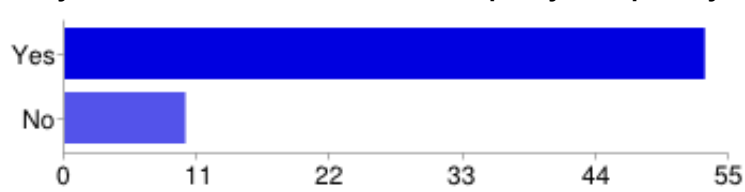
Yes **42** 67%
 No **21** 33%

Are you concerned about: - The quality of your water supply?

Yes **40** 63%
 No **23** 37%



Are you concerned about: - The future quality and quantity of your drinking water?



Yes	53	84%
No	10	16%

Number of daily responses

